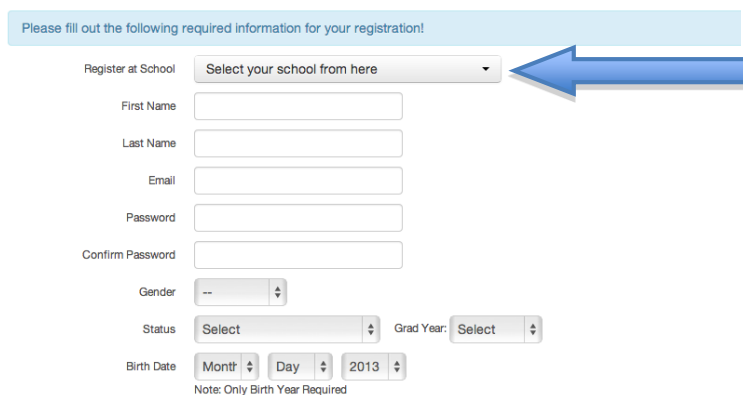


# Participant Instructions on Joining School Without SSO Login

Some participants won't have a university given "portal" login, but will still be eligible to participate in intramurals. Follow these instructions to bypass the portal and join the school:

- Go to [www.imleagues.com](http://www.imleagues.com) and click "create account". When creating an account, **DO NOT** select a school:



Please fill out the following required information for your registration!

Register at School: Select your school from here

First Name:

Last Name:

Email:

Password:

Confirm Password:

Gender: --

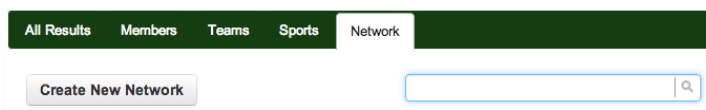
Status: Select

Grad Year: Select

Birth Date: Month: Day: 2013

Note: Only Birth Year Required

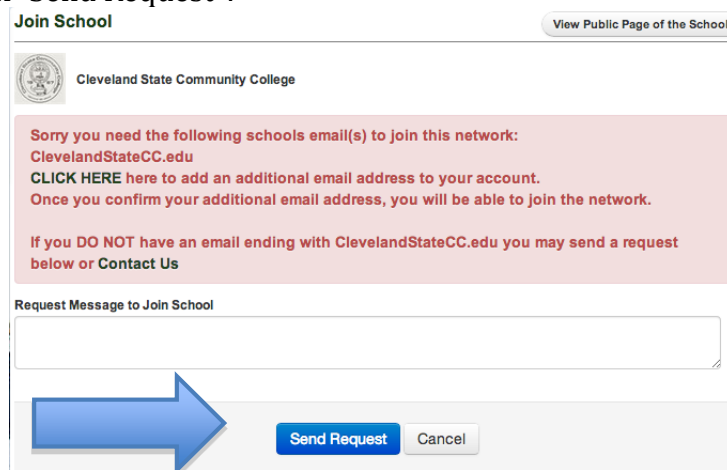
- When choosing an e-mail, you **MUST** use a **NON-SCHOOL EMAIL**. When you are done registering your account, and you've activated it through your email, log in and click "create/join school" at the top.
- Type the name of your school in the space provided. When it pulls up, click "join school"



All Results Members Teams Sports Network

Create New Network

- You will receive an error message that states you cannot automatically join the network, but that you can send a request to be approved by an administrator at your school. Click "Send Request":



Join School View Public Page of the School

Cleveland State Community College

Sorry you need the following schools email(s) to join this network:  
ClevelandStateCC.edu  
CLICK HERE here to add an additional email address to your account.  
Once you confirm your additional email address, you will be able to join the network.

If you DO NOT have an email ending with ClevelandStateCC.edu you may send a request below or Contact Us

Request Message to Join School

Send Request Cancel

**Note:** You just have to wait for an administrator to approve your request to join the school and then you'll be ready to sign up for intramural sports!