

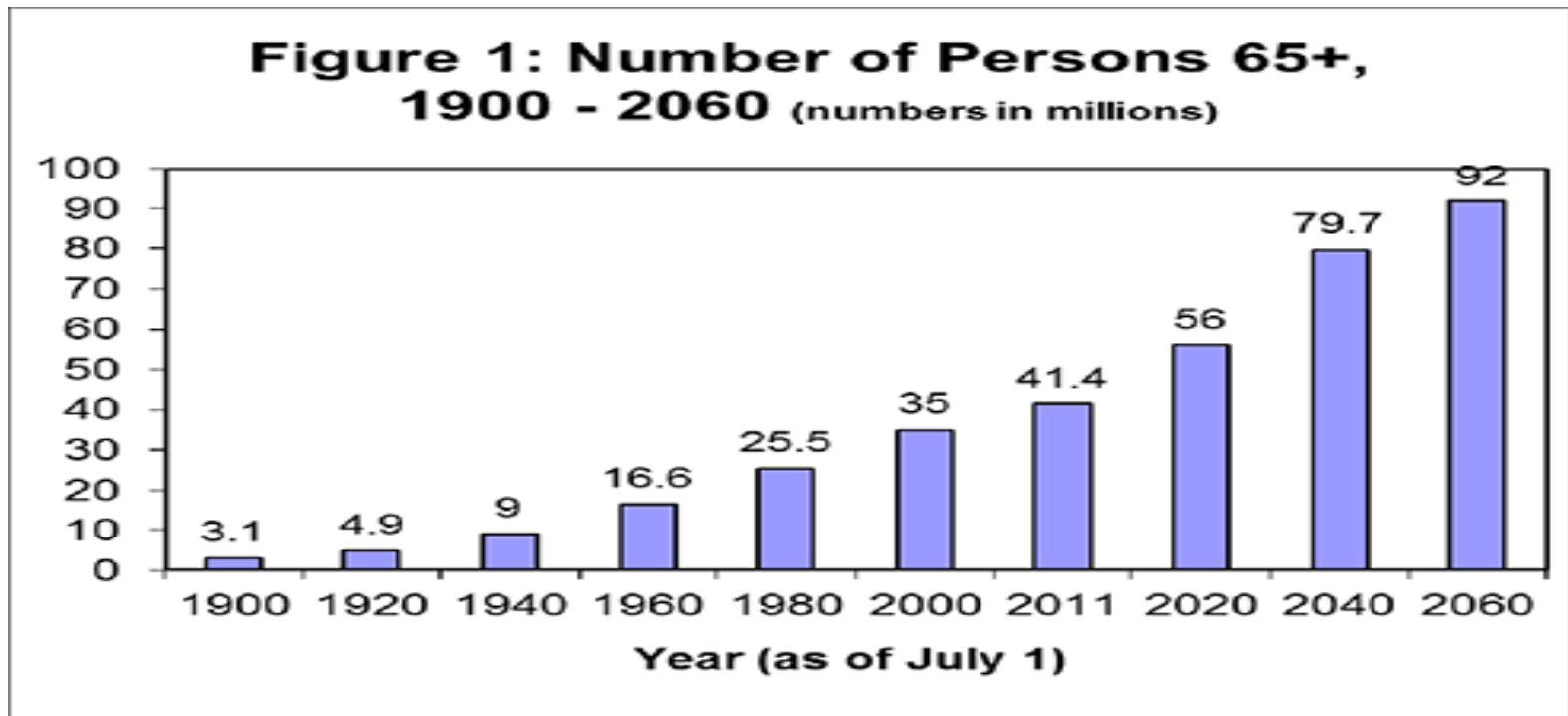
Health Sciences Focus Discussion

NMU Board of Trustees
May 3, 2013

Dr. Paul Lang, Provost & Vice President
Academic Affairs

Profile of Older Americans 2012

The older population will continue to grow significantly



Dept. of Health & Human Services, Administration on Aging

Profile of Older Americans 2012

- ▶ In 2011, older Americans (65+) numbered 41.4 million, an increase of 18% since 2000
- ▶ Number of Americans aged 45–64 who will reach 65 over the next 2 decades will increase by 33%
- ▶ One in every eight, or 13.3%, of the population is an older American
- ▶ Average life expectancy is 85 years

Health Sciences Programs

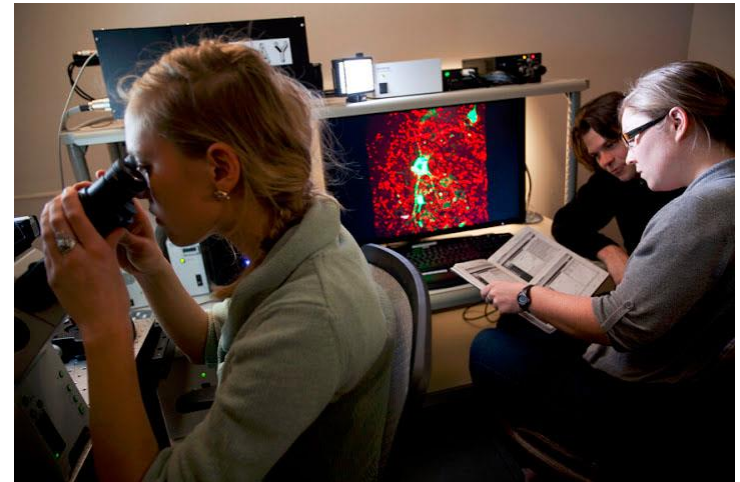
Graduate	Baccalaureate	Less than Baccalaureate
Nursing (DNP in 2014)	Nursing (BSN)	Practical Nursing
Exercise Science	Clinical Sciences	Surgical Tech
	Speech, Language & Hearing	Radiography
	Athletic Training	Respiratory Therapy
	Health & Community Health Ed.	Health Info Process.
	Management of Health & Fitness	
	Sports Science	
	Social Work	



Health Sciences Programs Cont.

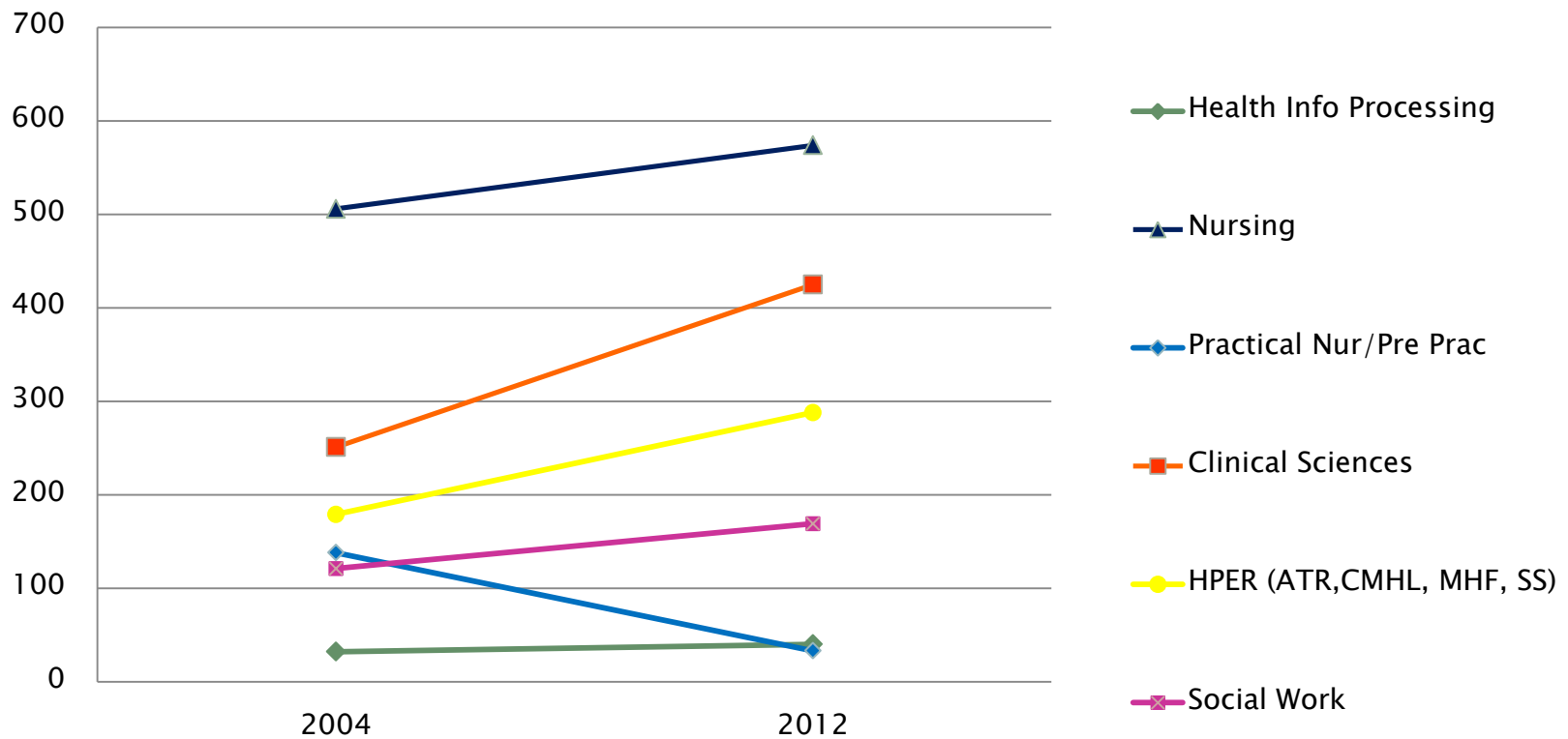
▶ Pre-Health Professions:

- Pre-Med
- Pre-Dental
- Pre-Physician Assistant
- Pre-Chiropractic
- Pre-Pharmacy
- Pre-Vet
- Pre-PT
- Pre-Optometry
- Brain Tumor Center: Includes students from Biology, Chemistry, Nursing, Clinical Sciences and Art & Design



Enrollments Fall 2004–2012

- ▶ Enrollment in the Health Science Programs has increased 24.6%

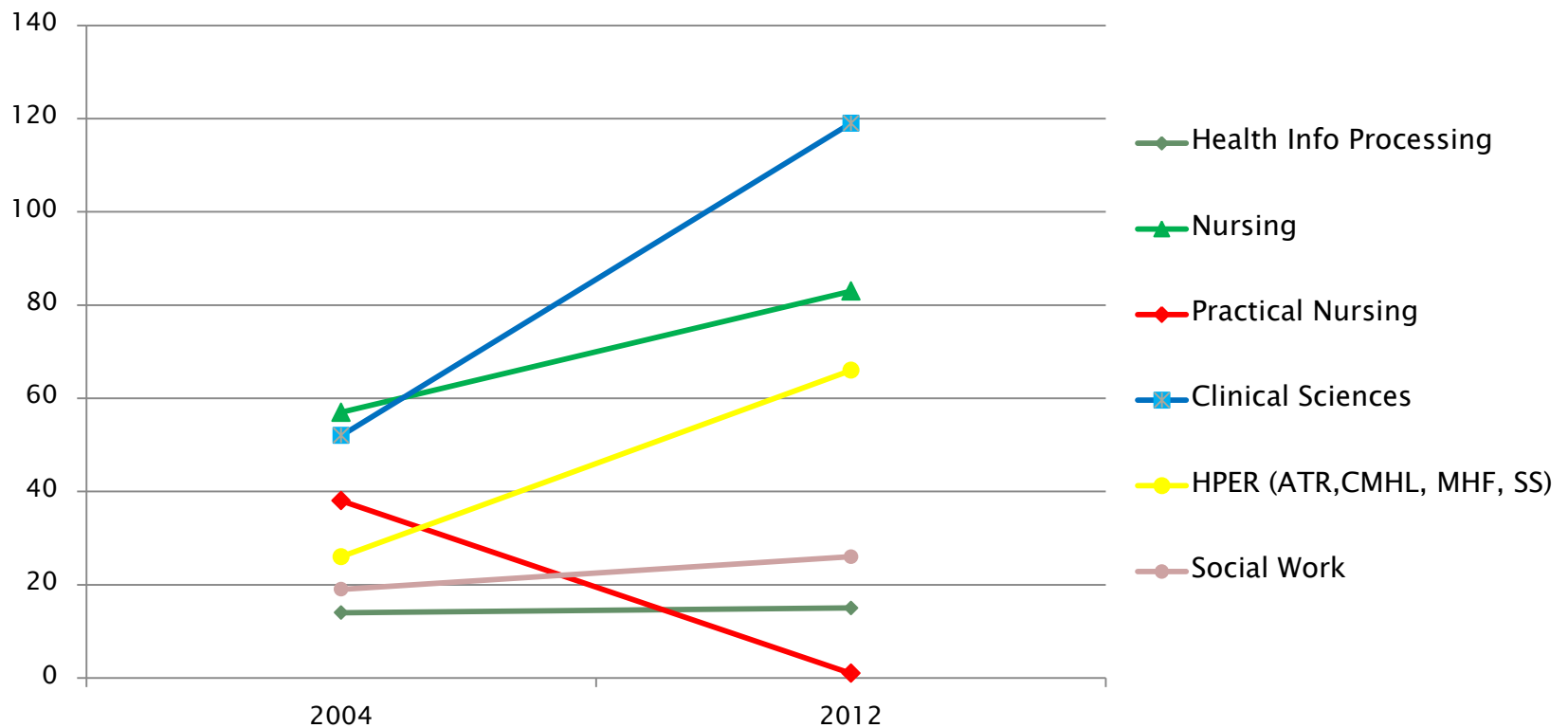


Enrollments Fall 2004–2012

<u>Program</u>	<u>2004</u>	<u>2012</u>	<u>% Difference Since 2004</u>
Health Info Processing	32	40	25.0%
Nursing	506	574	13.4%
Practical Nursing/Pre Prac Nurs	138	33	-76.0%
Clinical Sciences	251	425	69.3%
HPER:			
Athletic Training	77	91	18%
Comm Health Ed	-	49	-
Mgmt of Health and Fitness	52	69	32.6%
Sports Science	50	79	58%
Social Work	121	169	39.6%
TOTALS	1227	1529	24.6%

Degrees Awarded: Fall 2004–2012

- ▶ Degrees awarded in the Health Science programs have increased 50.4%



Degrees Awarded: Fall 2004–2012

<u>Program</u>	<u>2004</u>	<u>2012</u>	<u>% Difference Since 2004</u>
Health Info Processing	14	15	7.1%
Nursing	57	83	45.6%
Practical Nursing	38	1	-97.0%
Clinical Sciences	52	119	128.8%
HPER:			
Athletic Training	7	12	71%
Comm Health Ed	-	17	-
Mgmt of Health and Fitness	9	19	111%
Sports Science	10	18	80%
Social Work	19	26	36.8%
TOTAL	206	310	50.4%



Profile: First-time, Full-time New Freshmen

NMU Students (F2012)	Health Related programs	Non-Health Related programs
Average Age	18.4	18.6
ACT Score	21.9	21.7
High School GPA	3.25	2.96
First Sem. GPA	2.91	2.73
% Clear Standing*	84.6	80.2

*Cumulative GPA 2.0
or higher



Affiliations

- ▶ In the Health Science Programs, we have more than 100 affiliation agreements with external constituents, examples include:
 - Marquette General/Duke Life Point
 - Bell Hospital, Dickinson Memorial, Portage Health
 - Area High Schools
 - Jacobetti Veterans Facility
 - Central, Michigan State, Wayne State
 - St. John Hospital, Michigan
 - Mayo Clinic, Minnesota
 - Northern Inyo Hospital, California
 - West Penn Allegheny, Pennsylvania
 - Kennedy Space Center

