

Results Summary for SAM

- 44% (n=440) of First-Time Full-Time students who started in the Fall of 2016 successfully received a degree (bachelor, associate, or certificate) either from Northern Michigan University or another institution within 4 years;
- 60% (n=600) of this 2016 cohort received a degree from NMU within 6 years; But if we track student movement across postsecondary institutions, 72% (n=719) of them earned a degree or certificate within 6 years, either from NMU or another institution.

When zooming in to subgroups, 50% (n=10) of students receiving veteran's benefits earned a degree or certificate within 6 years, either from NMU or another institution, and this percentage for Pell grant recipients is 62% (n=162), and for students of color is 59% (n=53).

- Only 3% (n=30) of this 2016 cohort were still enrolled at NMU after 6 years from 2016.
- For Full-Time Transfer students who started in Fall 2016, 76% (n=250) of them received a degree within 6 years either from NMU or another institution.

This percentage goes up to 81% (n=13) for students receiving veteran's benefits, 70% (n=86) for Pell grant recipients, and 65% (n=24) for students of color.

- For the Fall 2012 Part-Time Transfer students, 54% (n=6) of them received a degree within 6 years either from NMU or another institution.

Notes:

The fall 2016 cohort includes 999 First-Time Full-Time students and 329 Full-Time Transfer students;

The fall 2012 cohort includes 11 Part-Time Transfer students.

National Student Clearinghouse does not have records for every student, so SAM reports excluded students with unknown status.



The Student Achievement Measure is supported by six sponsoring associations, working together to provide a more comprehensive and accurate picture of student progress and completion as students move across institutions and state boundaries.

Northern Michigan University

Northern is the institution of choice in the Midwest for students seeking quality academic programs with individualized attention in a high-tech learning environment. Located in Michigan's spectacular Upper Peninsula, Northern is a dynamic public university offering 180 degree programs to more than 7,000 undergraduate and graduate students. NMU is one of three Michigan public universities to also serve a community college role for its region, which means the breadth of NMU's academic programs range from one-year diplomas through master's degrees. NMU is applying to offer its first doctoral program – the Doctor of Nursing Practice – in fall 2014. NMU's most popular bachelor's degrees are Health Professions and related programs, Business, Management, Marketing, and related support services; Visual and Performing Arts; Biological and Biomedical Sciences; and Education. Every Northern student gets a ThinkPad or MacBook Pro notebook computer as part of tuition and fees. Students learn to live a life that matters in NMU's unique Superior Edge service leadership program that focuses on citizenship, diversity awareness, leadership and real-world experience.



Website:

www.nmu.edu

Email:

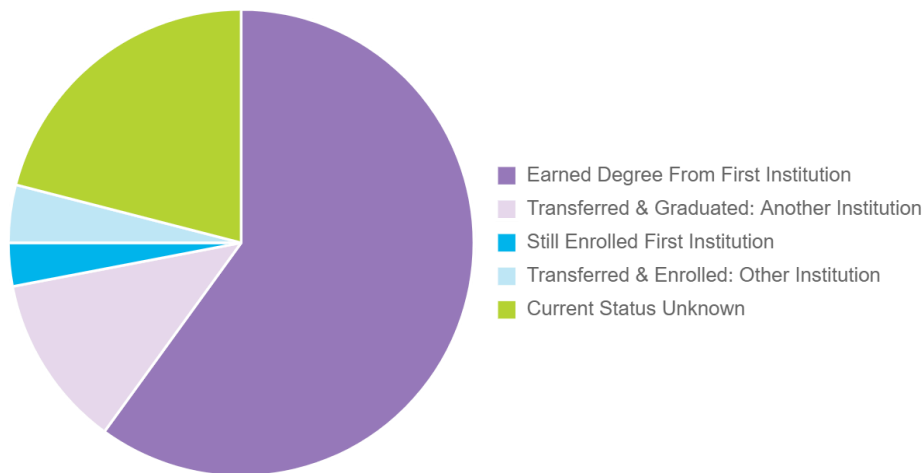
admissions@nmu.edu

National Accountability Initiative Participant Site:

<http://www.collegeportraits.org/MI/NMU>

Fall 2016 First-time Full-time Cohort

6-year outcomes for undergraduate bachelor's-seeking students as of 2022



BACHELOR'S MODEL

First-Time Full-Time

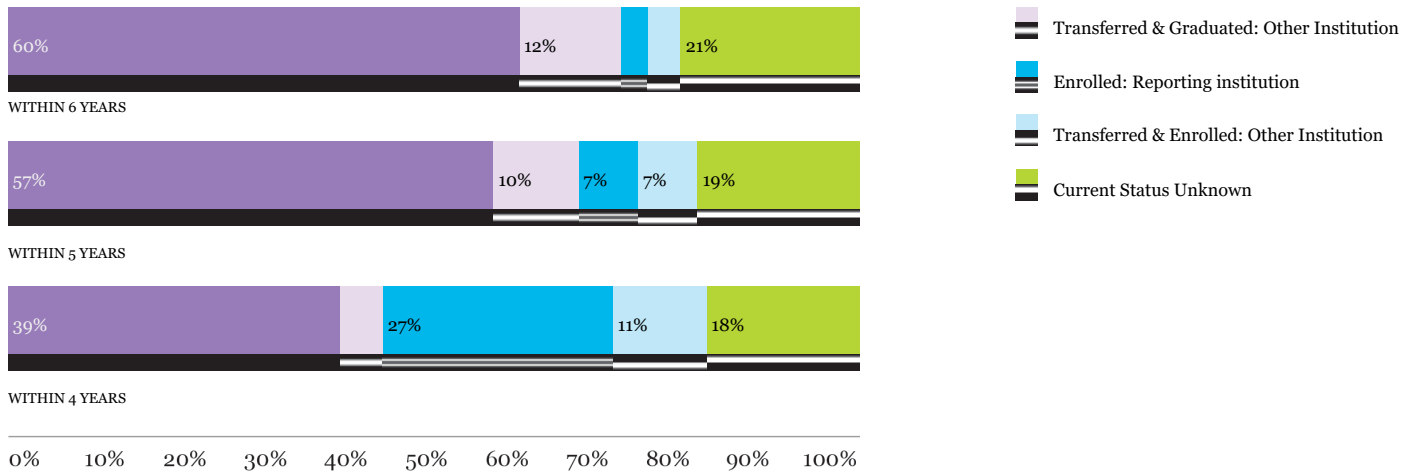


First-Time Full-Time Students Starting Fall 2016

Number of students: 999

roll over each bar for detail data

Graduated: Reporting institution

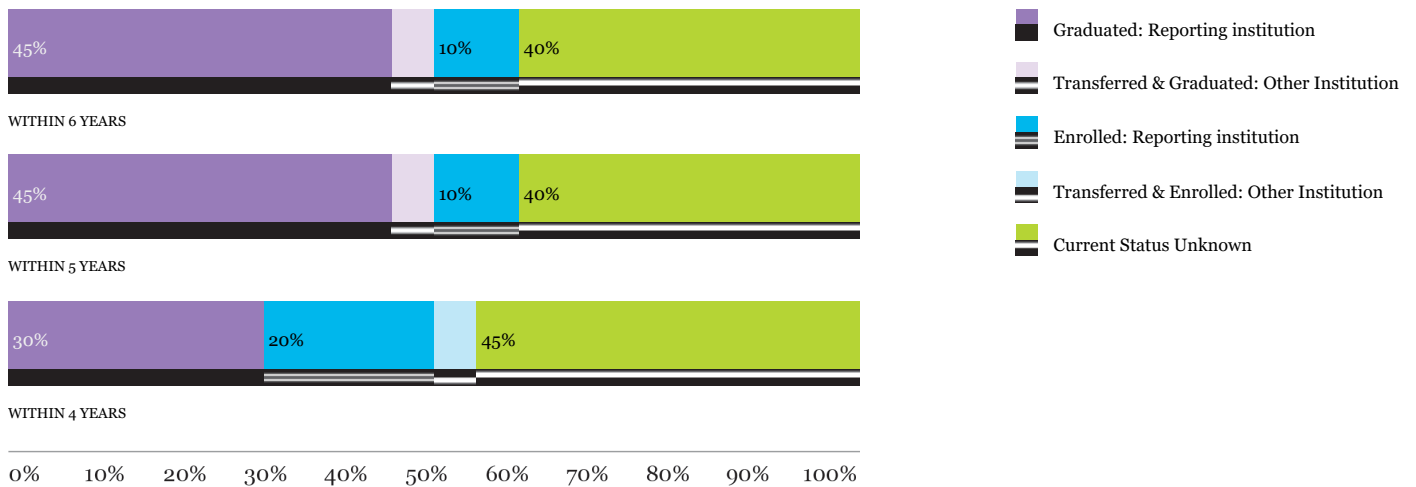


[view detail data for graph »](#)

Students receiving veteran's benefits Starting Fall 2016

Number of students: 20

roll over each bar for detail data

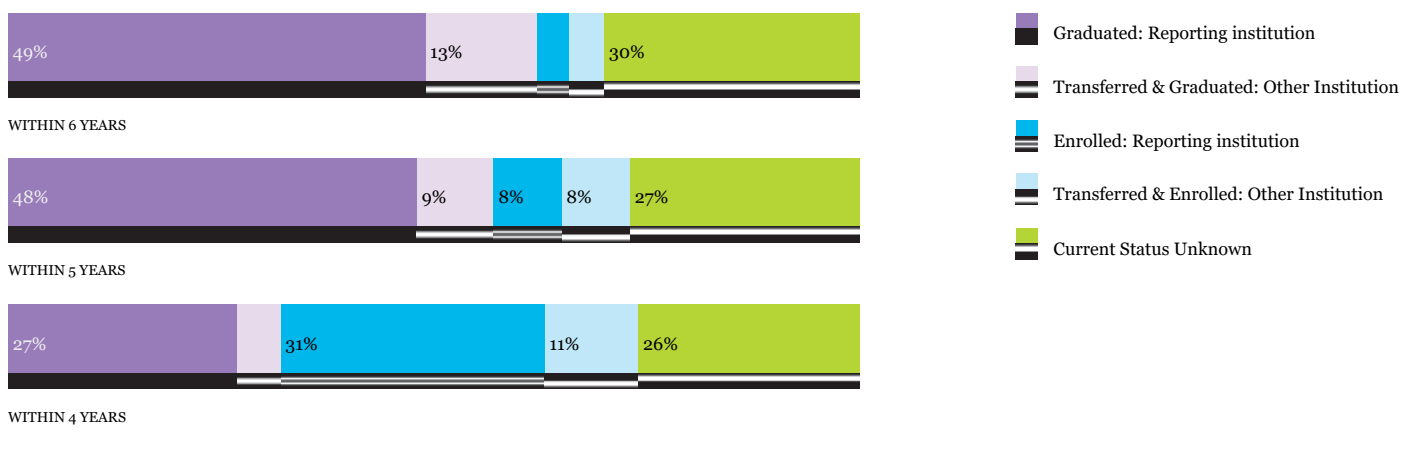


[view detail data for graph »](#)

Pell Grant Recipients Starting Fall 2016

Number of students: 261

roll over each bar for detail data



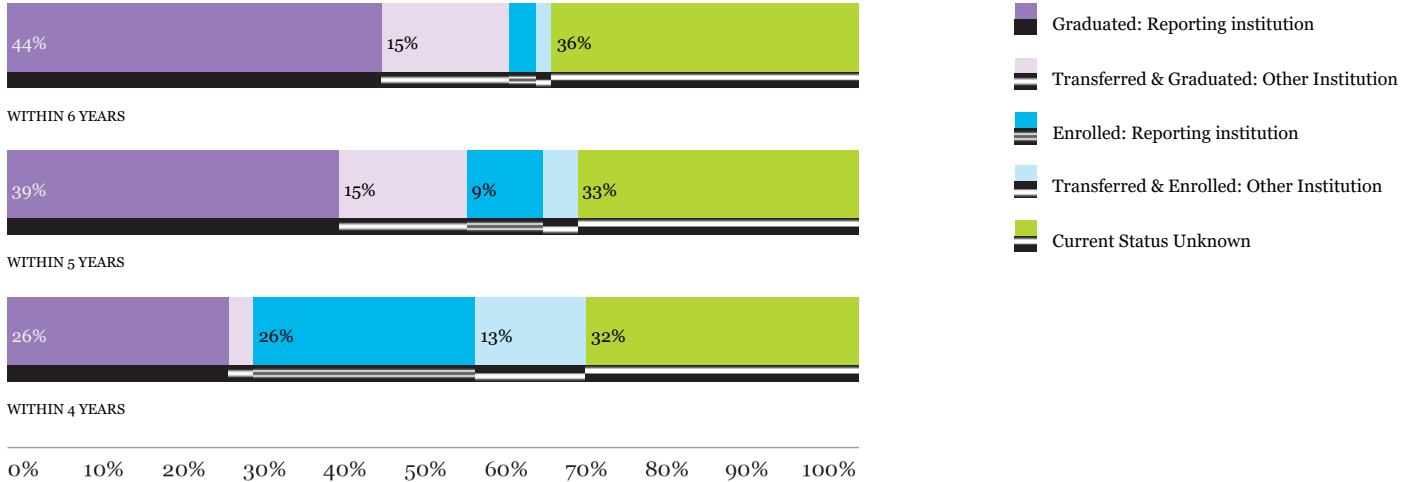
0% 10% 20% 30% 40% 50% 60% 70% 80% 90% 100%

[view detail data for graph »](#)

Students of Color Starting Fall 2016

Number of students: 89

roll over each bar for detail data



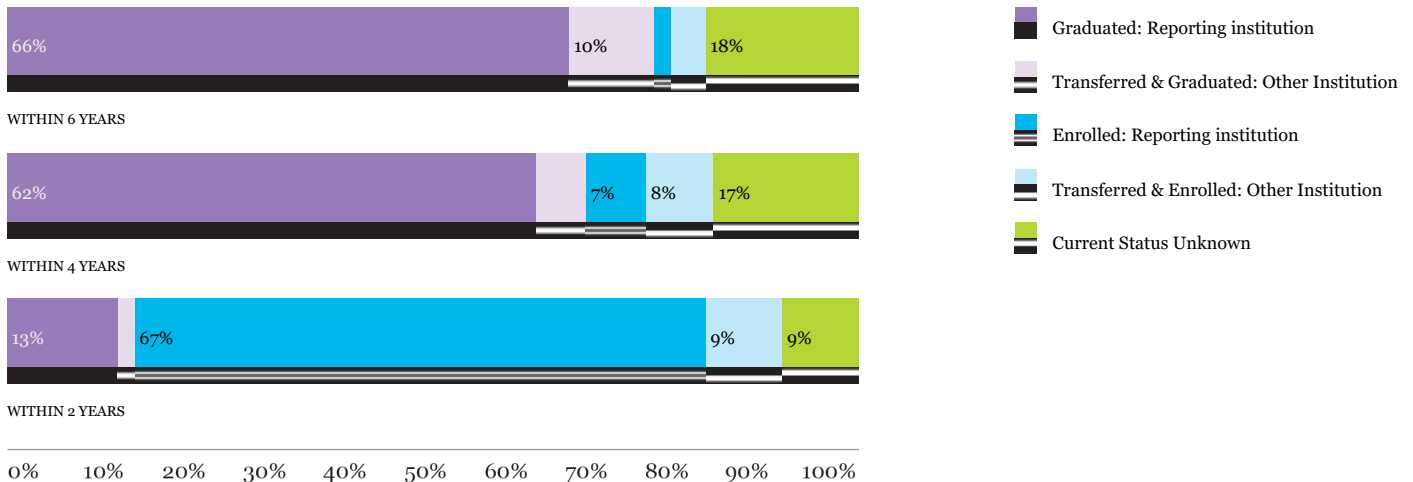
[view detail data for graph »](#)

Full-Time Transfer ⊖

Full-Time Transfer Students Starting Fall 2016

Number of students: 329

roll over each bar for detail data

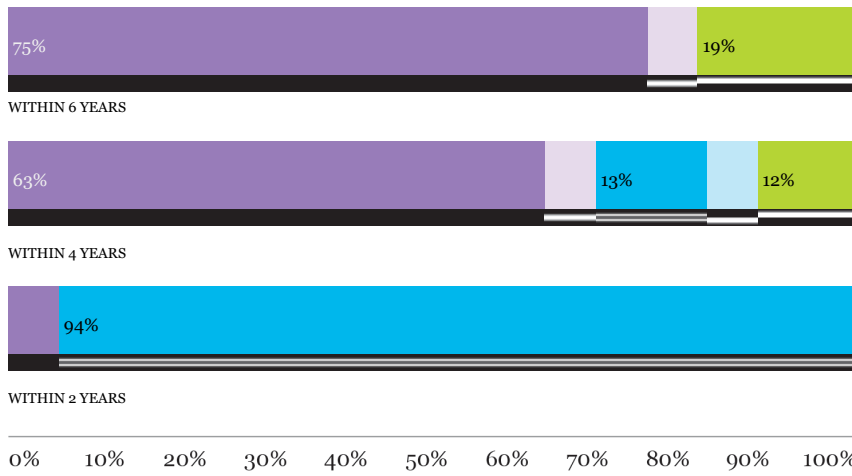


[view detail data for graph »](#)

Students receiving veteran's benefits Starting Fall 2016

Number of students: 16

roll over each bar for detail data



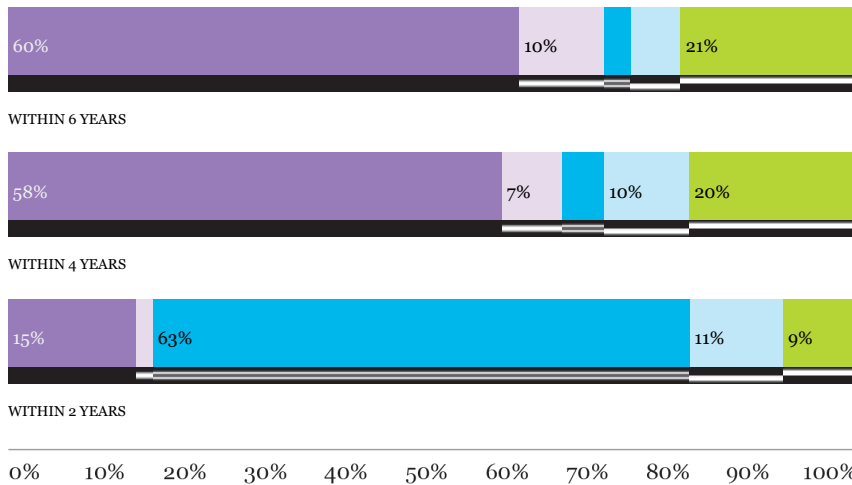
- Graduated: Reporting institution
- Transferred & Graduated: Other Institution
- Enrolled: Reporting institution
- Transferred & Enrolled: Other Institution
- Current Status Unknown

[view detail data for graph »](#)

Pell Grant Recipients Starting Fall 2016

Number of students: 123

roll over each bar for detail data



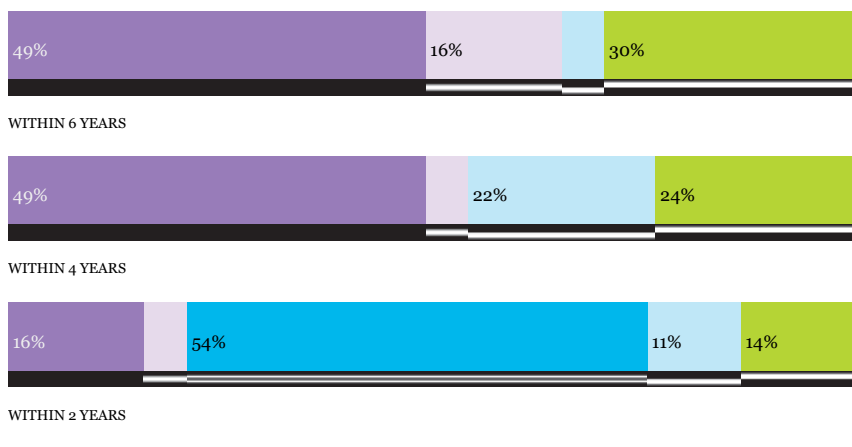
- Graduated: Reporting institution
- Transferred & Graduated: Other Institution
- Enrolled: Reporting institution
- Transferred & Enrolled: Other Institution
- Current Status Unknown

[view detail data for graph »](#)

Students of Color Starting Fall 2016

Number of students: 37

roll over each bar for detail data



- Graduated: Reporting institution
- Transferred & Graduated: Other Institution
- Enrolled: Reporting institution
- Transferred & Enrolled: Other Institution
- Current Status Unknown

0% 10% 20% 30% 40% 50% 60% 70% 80% 90% 100%

[view detail data for graph »](#)

Part-Time Transfer



Part-Time Transfer Students Starting Fall 2012

Number of students: 11

[roll over each bar for detail data](#)



- Graduated: Reporting institution
- Transferred & Graduated: Other Institution
- Enrolled: Reporting institution
- Transferred & Enrolled: Other Institution
- Current Status Unknown

WITHIN 10 YEARS



WITHIN 8 YEARS



WITHIN 6 YEARS

0% 10% 20% 30% 40% 50% 60% 70% 80% 90% 100%

[view detail data for graph »](#)