

---

# GRADUATE SURVEY REPORT

2013-2014



Northern  
Michigan  
University

Career Services

Northern Michigan University

1401 Presque Isle Avenue

Marquette, MI 49855

(906) 227-2800

Email: [careers@nmu.edu](mailto:careers@nmu.edu)

Web: [www.nmu.edu/careers](http://www.nmu.edu/careers)

---

## Table of Contents

Executive Summary	2
Results: All Northern Michigan University Degrees	3
Results: Walker L. Cisler College of Business	6
Results: College of Arts & Sciences	9
Results: College of Health Sciences and Professional Studies	12
Appendix A: Departments Represented in Each College	15
Appendix B: Majors Represented in Each College	16

## 2013-2014 Graduate Survey Report

### Executive Summary

#### Introduction

Each year, the Career Services Office is responsible for surveying graduates from all degree programs offered at Northern Michigan University. This survey, and the report which follows, provides a comprehensive picture of the success NMU graduates have as it relates to their career and continuing education endeavors.

The Executive Summary which follows, along with the comprehensive report on which the summary is based, continues to show the strong success rate of NMU graduates. This success is illustrated by an overall reported employment rate of **54.2%**. Furthermore, **87.9%** of those who reported that they were employed indicated that they were satisfied with their current job. And finally, **63.2%** of those who indicated that they were employed reported that they felt their current job was directly related to their academic major.

The categories which follow will illustrate some of the overall data that is presented in the comprehensive report. Readers are encouraged not only to digest the “quick summaries” which follow, but to analyze, share, and celebrate the information which is contained in the report.

#### Survey Year

The Graduate Survey Report encompasses participants from three commencement exercises. For the report which follows, the Career Services “Survey Year” encompasses those who graduated in August 2013, December 2013, and May 2014.

#### Survey Methodology

During each commencement rehearsal, the Career Services Staff provides all commencement exercise participants with a copy of the graduate survey. Graduates are given an opportunity to complete the survey and return it to the Career Services staff at the end of rehearsal. Once all surveys are collected, the Career Services staff input the results from each student into the database.

In addition, approximately six (6), ten (10), fourteen (14), and twenty four (24) weeks after each commencement, the Career Services staff emails a reminder to all students who have not yet responded to the survey, in an effort to achieve as high a return rate as possible.

# RESULTS: ALL NORTHERN MICHIGAN UNIVERSITY DEGREES

AUGUST 2013 – MAY 2014

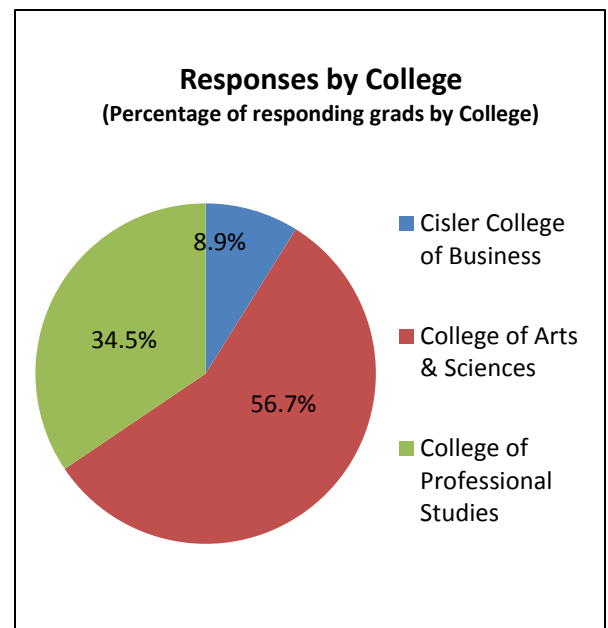
As you examine the Graduate Survey results, please note:

- “Graduating students” includes students who received a:
  - Master’s Degree
  - Bachelor’s Degree
  - Degree/Certification from a non-baccalaureate program
- Data was collected for students graduating in:
  - August 2013
  - December 2013
  - May 2014
- “Employed” and “Continuing Education” are not mutually exclusive choices on the NMU Graduate Survey. Therefore the cumulative percentages listed for these two choices may exceed 100 percent.
- If the percentages do not add up to 100 percent, some respondents to the survey have indicated that they are either “employed” and “continuing education” OR “unemployed” and “continuing education.”
- Percentages indicated are the percent of those responding to the survey.

**RESPONSE RATE: 22.3%**

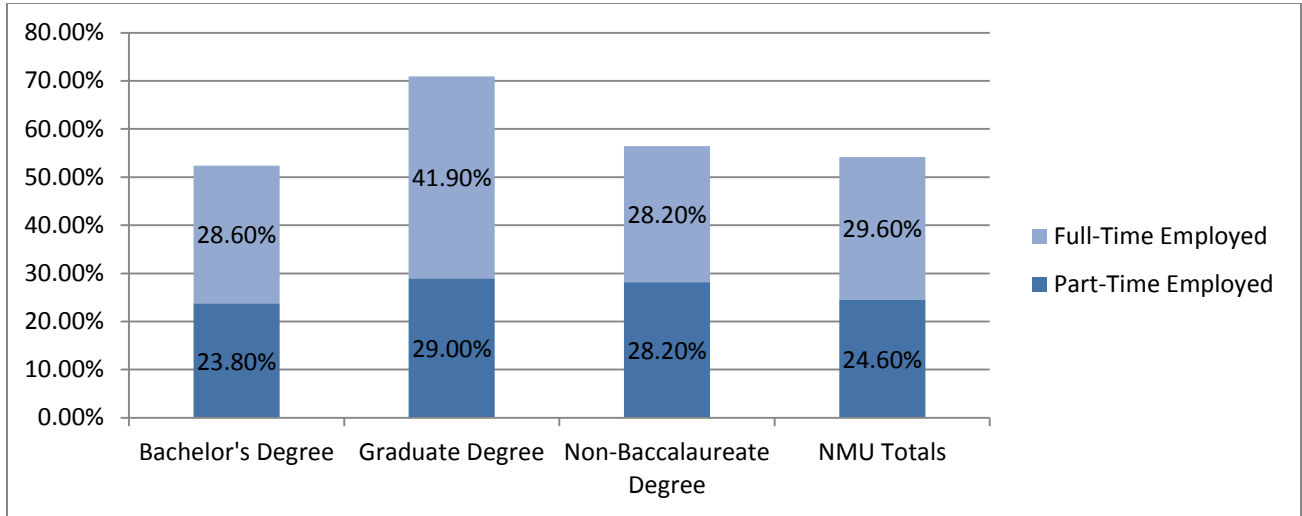
Career Services staff collected data from 406 of the 1,817 graduating students at Northern Michigan University, for an overall response rate of 22.3%

	Total # of Grads	# Grads Responding	% Grads Responding
Cisler College of Business	174	36	20.7%
College of Arts & Sciences	771	230	29.8%
College of Professional Studies	872	140	16.1%
<b>NMU Overall Totals</b>	<b>1,817</b>	<b>406</b>	<b>22.3%</b>



**EMPLOYED: 54.2%**

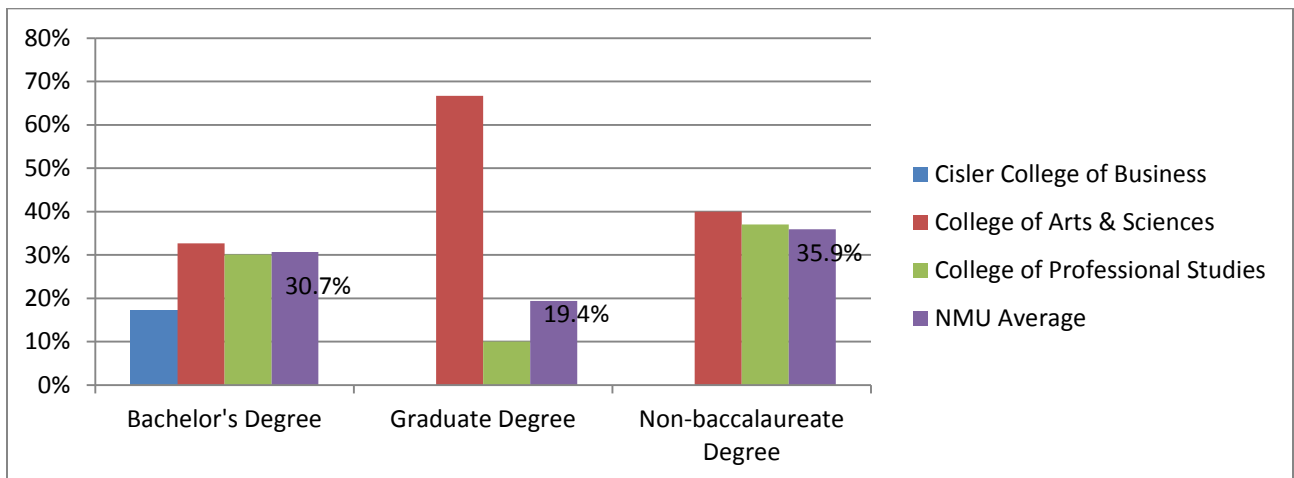
As the report illustrates, those responding to the survey indicate a very positive employment rate. While reviewing the following, note that the percentage employed combines those who indicate they are employed full-time and those indicating part-time employment.



*It should also be noted that "Employed" and "Continuing Education" are not mutually exclusive choices for the respondent. For example, one can be counted twice - once for indicating that they are employed and once for indicating that they are (at the same time) continuing their education.*

**CONTINUING EDUCATION: 30.3%**

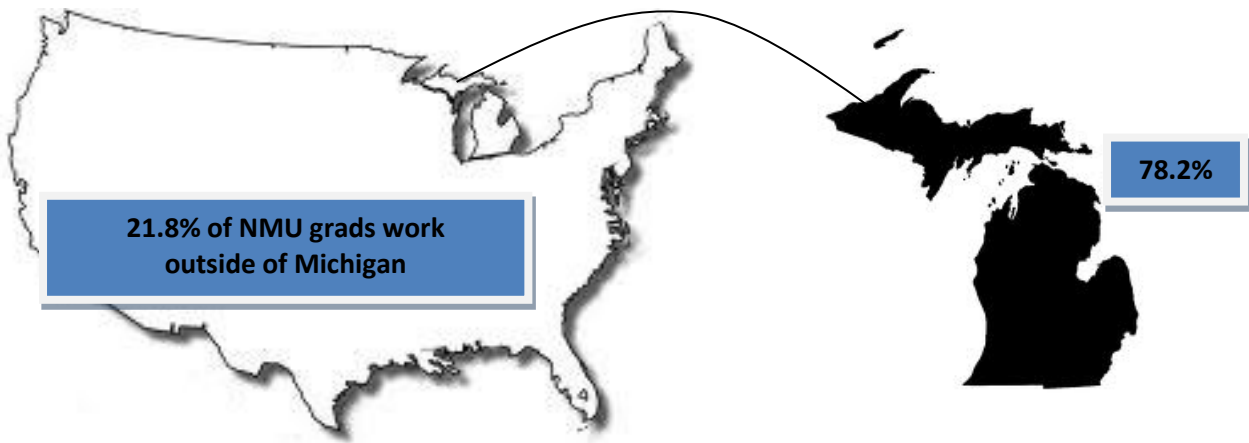
A total of 123 students reported that they would be continuing their education either part-time or full-time beyond graduation.



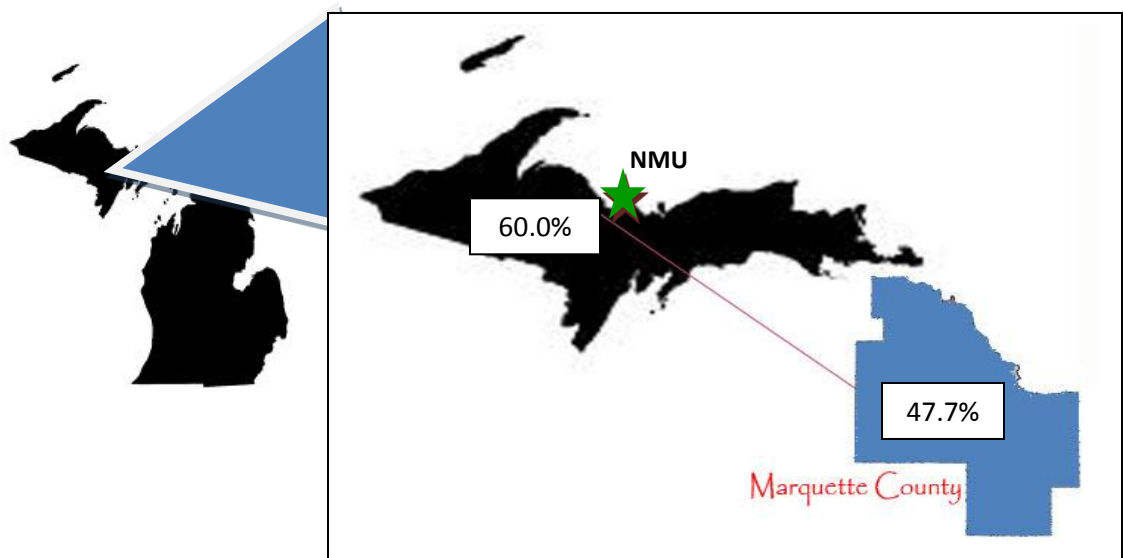
## GEOGRAPHIC LOCATION

Michigan remains the state of choice for those indicating that they are employed. 78.2% of those who indicated that they are employed, reported that they are employed in Michigan.

Degree	% Indicating Employment in MI	% Indicating Employment Outside MI
Bachelor's Degree	75.9%	24.1%
Graduate Degree	85.7%	14.3%
Non-Baccalaureate Program	90.5%	9.5%
<b>NMU TOTAL</b>	<b>78.2%</b>	<b>21.8%</b>



Of the 54.2% of NMU grads that are employed, 60.0% work in the Upper Peninsula. 47.7% of employed graduates work in Marquette County.



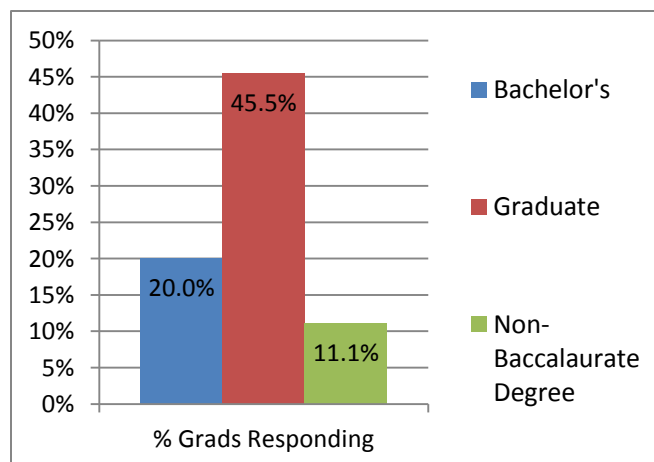
NORTHERN MICHIGAN UNIVERSITY  
WALKER L. CISLER COLLEGE OF BUSINESS  
AUGUST 2013 – MAY 2014

As you examine the Graduate Survey results, please note:

- “Graduating students” includes students who received a:
  - Master’s Degree
  - Bachelor’s Degree
  - Degree/Certification from a non-baccalaureate program
- Data was collected for students graduating in:
  - August 2013
  - December 2013
  - May 2014
- “Employed” and “Continuing Education” are not mutually exclusive choices on the NMU Graduate Survey. Therefore the cumulative percentages listed for these two choices may exceed 100 percent.
- If the percentages do not add up to 100 percent, some respondents to the survey have indicated that they are either “employed” and “continuing education” OR “unemployed” and “continuing education.”
- Percentages indicated are the percent of those responding to the survey.

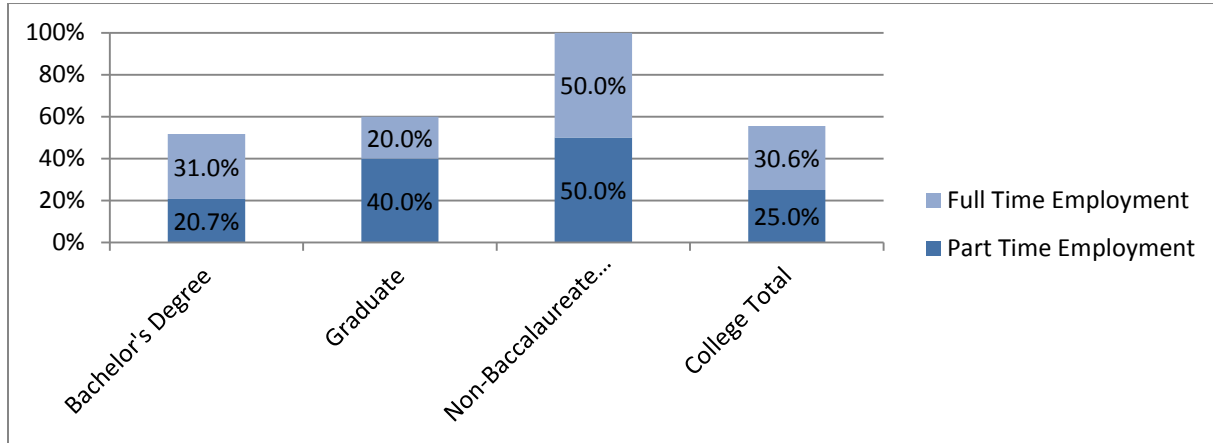
**RESPONSE RATE: 20.7%**

Career Services Staff has collected data from 36 of the 174 graduating students who received a bachelor’s, graduate, or non-baccalaureate degree from the Walker L. Cislser College of Business for the specified timeframe. The average response rate for the Walker L. Cislser College of Business was 20.7%.



## EMPLOYED: 55.6%

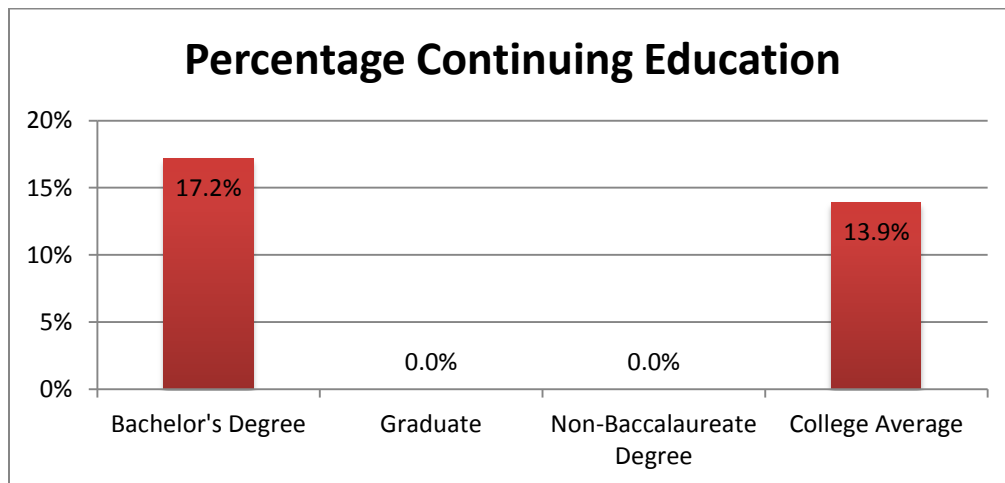
As the report illustrates, those responding to the survey indicate a very positive employment rate. While reviewing the following, note that the percentage employed combines those who indicate they are employed full-time and those indicating part-time employment.



*It should also be noted that "Employed" and "Continuing Education" are not mutually exclusive choices for the respondent. For example, one can be counted twice - once for indicating that they are employed and once for indicating that they are (at the same time) continuing their education.*

## CONTINUING EDUCATION: 13.9%

A total of 5 students reported that they would be continuing their education either part-time or full-time beyond graduation.

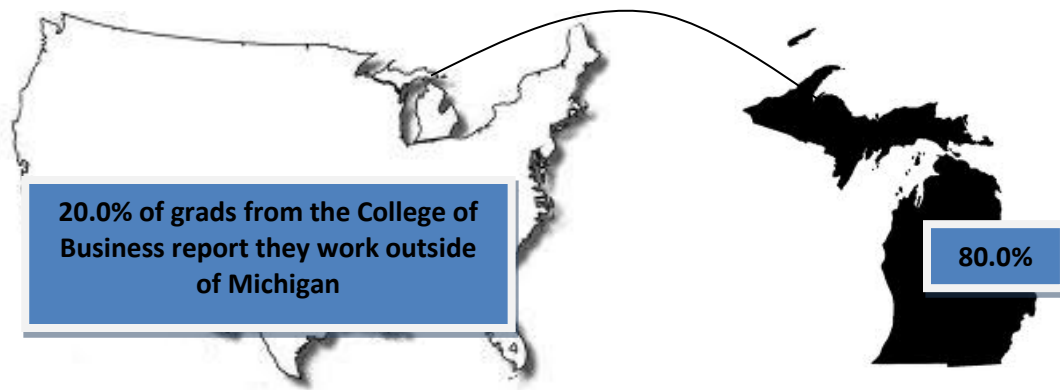




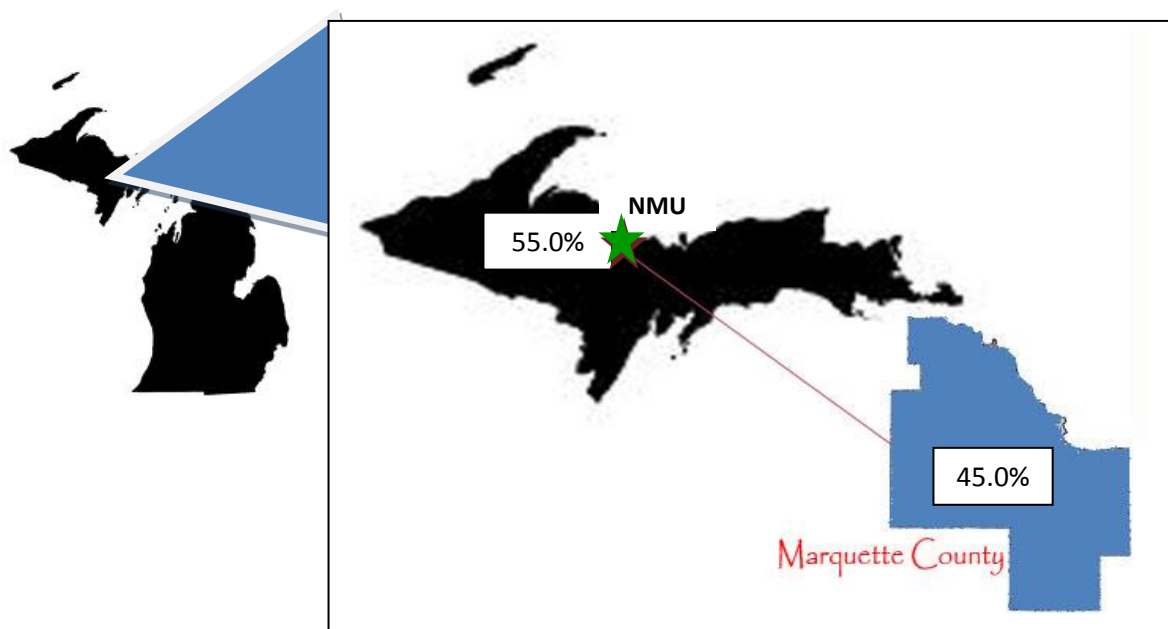
## GEOGRAPHIC LOCATION

Michigan remains the state of choice for those indicating that they are employed. 80.0% of those graduates from the Walker L. Cisler College of Business who indicated that they are employed, reported that they are employed in Michigan.

Degree	% Indicating Employment in MI	% Indicating Employment Outside MI
Bachelor's Degree	73.3%	26.7%
Graduate Degree	100.0%	0.0%
Non-Baccalaureate Program	100.0%	0.0%
<b>TOTAL</b>	<b>80.0%</b>	<b>20.0%</b>



Of the 55.6% of NMU grads from the Walker L. Cisler College of Business that are employed, 55.0% work in the Upper Peninsula. 45.0% of employed grads work in Marquette County.



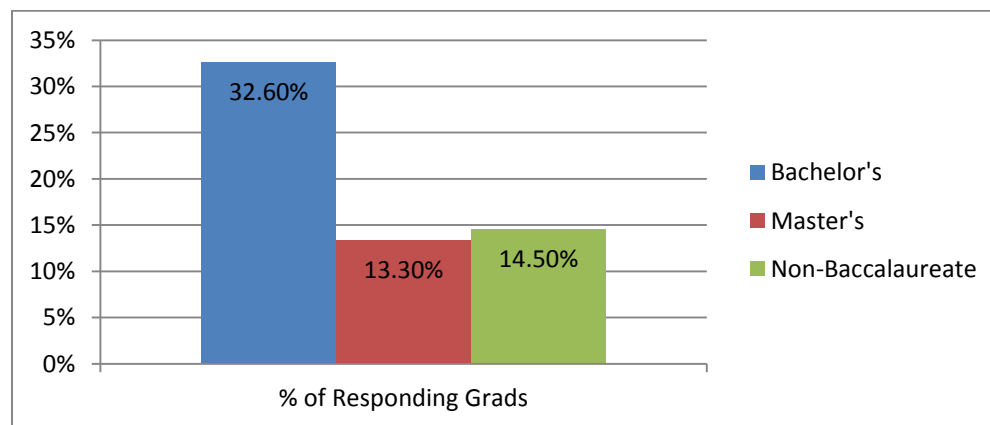
NORTHERN MICHIGAN UNIVERSITY  
COLLEGE OF ARTS & SCIENCE  
AUGUST 2013 – MAY 2014

As you examine the Graduate Survey results, please note:

- “Graduating students” includes students who received a:
  - Master’s Degree
  - Bachelor’s Degree
  - Degree/Certification from a non-baccalaureate program
- Data was collected for students graduating in:
  - August 2013
  - December 2013
  - May 2014
- “Employed” and “Continuing Education” are not mutually exclusive choices on the NMU Graduate Survey. Therefore the cumulative percentages listed for these two choices may exceed 100 percent.
- If the percentages do not add up to 100 percent, some respondents to the survey have indicated that they are either “employed” and “continuing education” OR “unemployed” and “continuing education.”
- Percentages indicated are the percent of those responding to the survey.

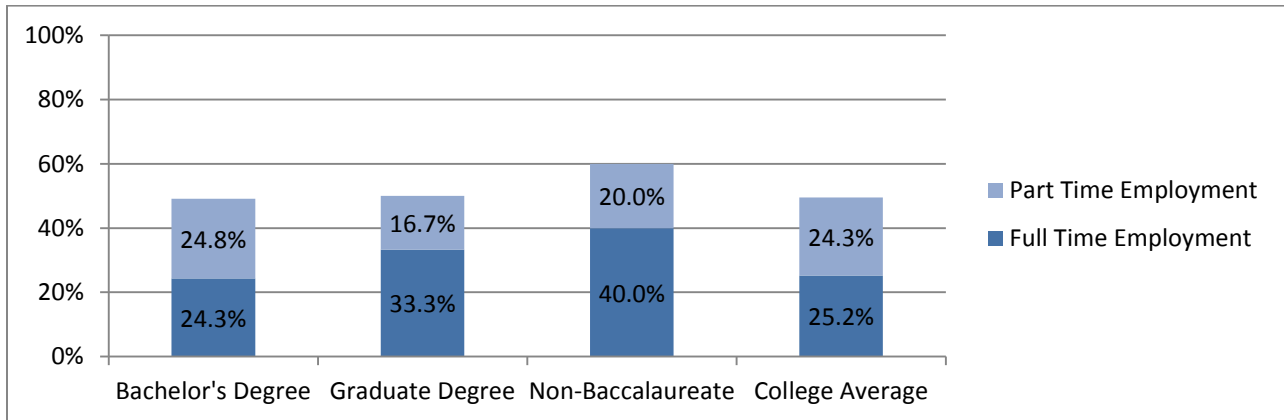
**RESPONSE RATE: 29.8%**

As the following report illustrates, Career Services staff has collected data from 230 of the 771 graduating students who received a master’s degree, bachelor’s degree, or degree from a non-baccalaureate program within the College of Arts & Science for the specified timeframe. The average response rate was 29.8%.



**EMPLOYED: 49.6%**

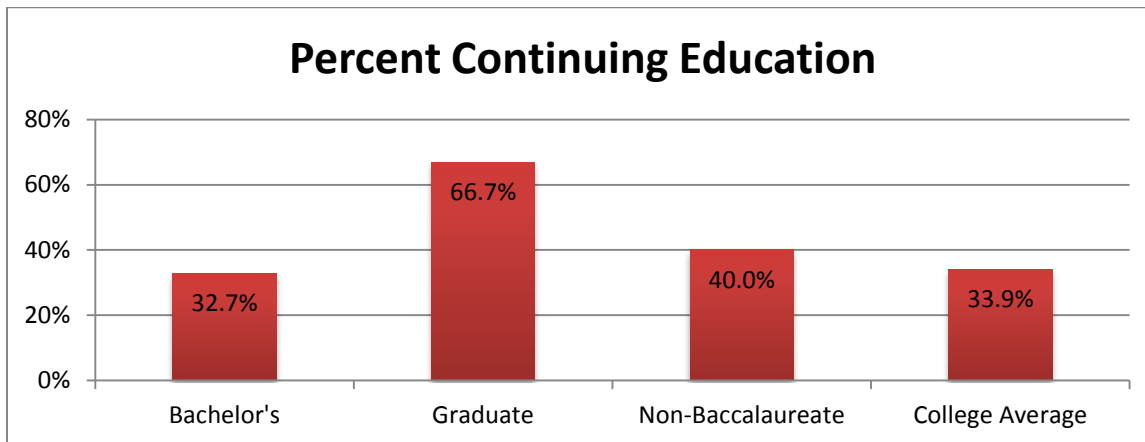
As the report illustrates, those responding to the survey indicate a very positive employment rate. While reviewing the following, note that the percentage employed combines those who indicate they are employed full-time and those indicating part-time employment.



*It should also be noted that "Employed" and "Continuing Education" are not mutually exclusive choices for the respondent. One can, for example, be counted twice, once for indicating that they are employed and once for indicating that they are, at the same time, continuing their education.*

**CONTINUING EDUCATION: 33.9%**

A total of 78 students reported that they would be continuing their education either part-time or full-time beyond graduation.



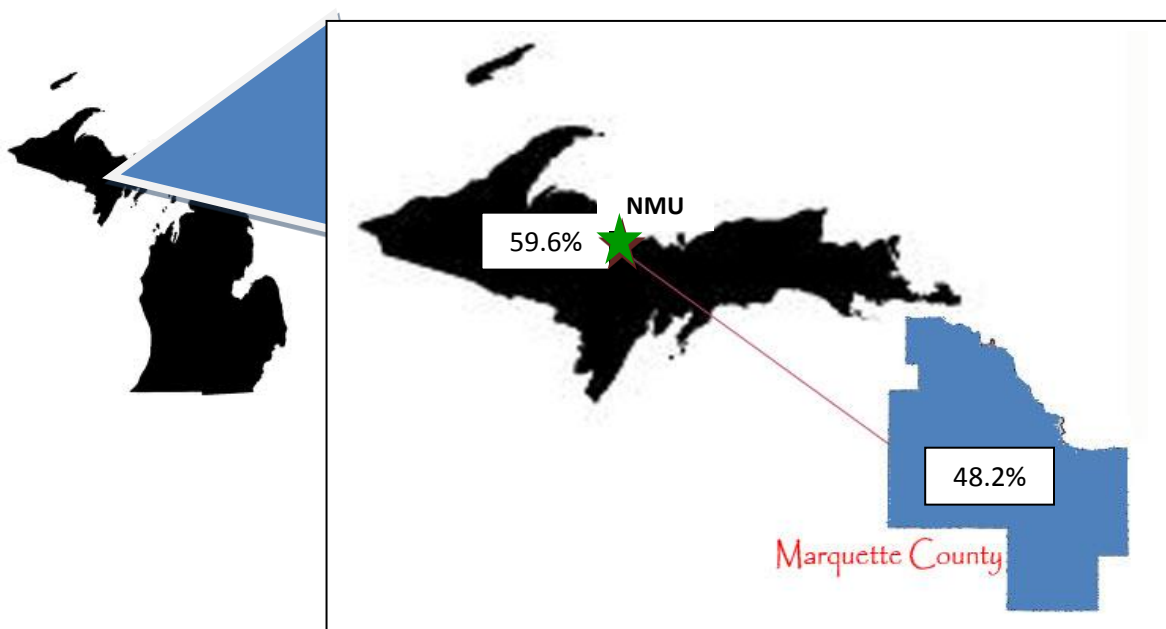
## GEOGRAPHIC LOCATION

Michigan remains the state of choice for those indicating that they are employed. 80.7% of those who indicated that they are employed reported that they are employed in Michigan.

Degree	% Indicating Employment in MI	% Indicating Employment Outside MI
Bachelor's Degree	81.7%	18.3%
Graduate Degree	66.7%	33.3%
Non-Baccalaureate Program	100.0%	0.0%
<b>NMU TOTAL</b>	<b>80.7%</b>	<b>19.3%</b>



Of the 49.6% of graduates from the College of Arts & Sciences that are employed, 59.6% work in the Upper Peninsula, 48.2% of employed grads work in Marquette County.



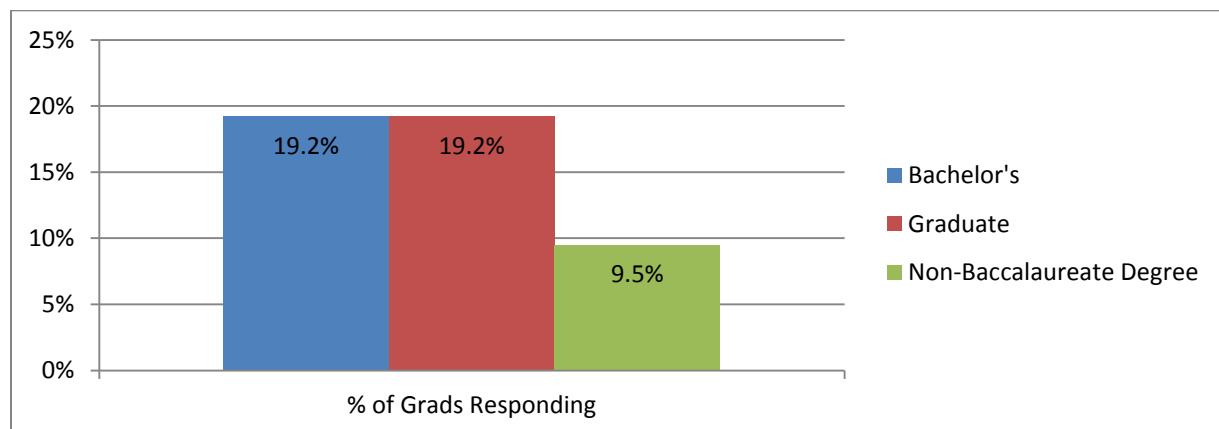
NORTHERN MICHIGAN UNIVERSITY  
COLLEGE OF HEALTH SCIENCES & PROFESSIONAL STUDIES  
AUGUST 2013 – MAY 2014

As you examine the Graduate Survey results, please note:

- “Graduating students” includes students who received a:
  - Master’s Degree
  - Bachelor’s Degree
  - Degree/Certification from a non-baccalaureate program
- Data was collected for students graduating in:
  - August 2013
  - December 2013
  - May 2013
- “Employed” and “Continuing Education” are not mutually exclusive choices on the NMU Graduate Survey. Therefore the cumulative percentages listed for these two choices may exceed 100 percent.
- If the percentages do not add up to 100 percent, some respondents to the survey have indicated that they are either “employed” and “continuing education” OR “unemployed” and “continuing education.”
- Percentages indicated are the percent of those responding to the survey.

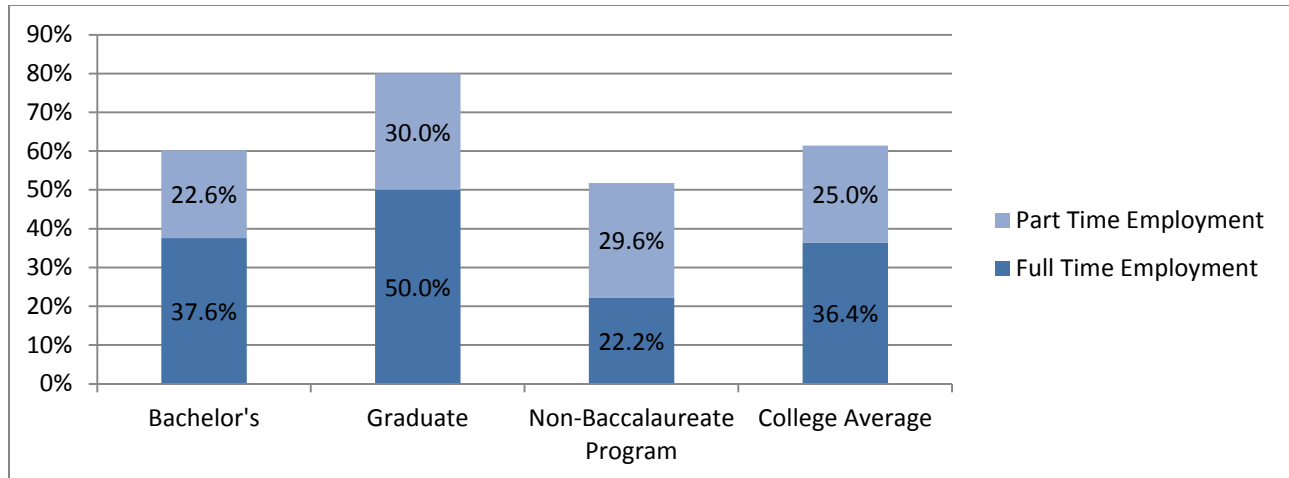
**RESPONSE RATE: 16.1%**

Career Services Staff has collected data from 140 of the 872 graduating students who received a master’s degree, bachelor’s degree, or degree from a non-baccalaureate program from the College of Professional Studies at Northern Michigan University for the specified timeframe. The total response rate was 16.1%.



## EMPLOYED: 61.4%

As the report illustrates, those responding to the survey indicate a very positive employment rate. While reviewing the following, note that the percentage employed combines those who indicate they are employed full-time and those indicating part-time employment.

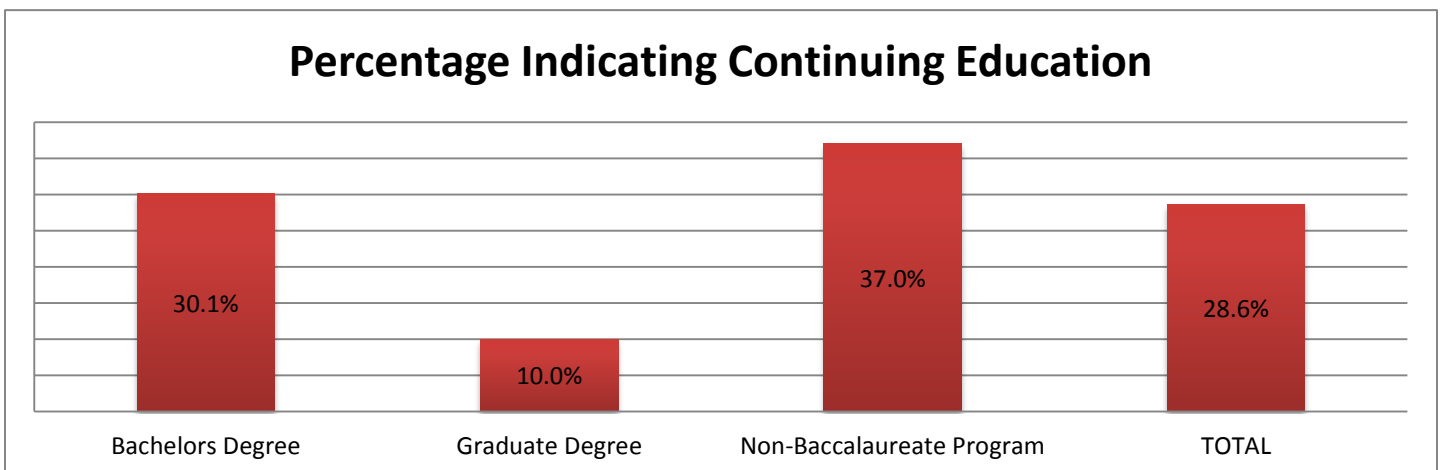


*It should also be noted that "Employed" and "Continuing Education" are not mutually exclusive choices for the respondent. One can, for example, be counted twice, once for indicating that they are employed and once for indicating that they are, at the same time, continuing their education.*

## CONTINUING EDUCATION: 28.6%

A total of 40 students reported that they would be continuing their education either part-time or full-time beyond graduation.

### Percentage Indicating Continuing Education



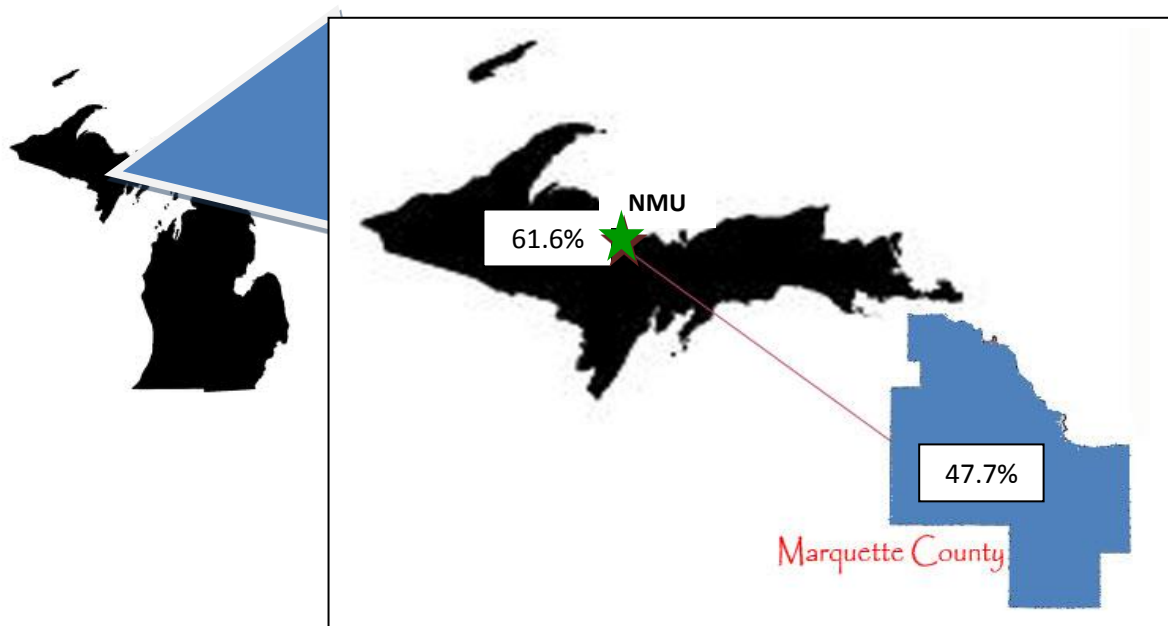
## GEOGRAPHIC LOCATION

Michigan remains the state of choice for those indicating that they are employed. 70.9% of those who indicated that they are employed reported that they are employed in Michigan.

Degree	% Indicating Employment in MI	% Indicating Employment Outside MI
Bachelor's Degree	65.5%	34.6%
Graduate Degree	86.7%	13.3%
Non-Baccalaureate Program	85.7%	14.3%
<b>CoPS TOTAL</b>	<b>70.9%</b>	<b>24.2%</b>



Of the 61.4% of graduates from the College of Professional Studies that are employed, 61.6% work in the Upper Peninsula, 47.7% are employed in Marquette County.



## APPENDIX A: DEPARTMENTS REPRESENTED IN EACH COLLEGE

### **College of Arts & Sciences**

- School of Art and Design
- Biology
- Chemistry
- Communication and Performance Studies
- Economics
- English
- Earth, Environmental and Geographical Studies
- History
- Modern Languages and Literatures
- Mathematics and Computer Science
- Music
- Philosophy
- Physics
- Political Science
- Psychology
- Center for Economic Education and Entrepreneurship
- Center for Native American Studies
- Center for Upper Peninsula Studies

### **Walker L. Cisler College of Business**

#### **College of Graduate Studies**

#### **College of Health Sciences and Professional Studies**

- School of Clinical Sciences
- School of Education, Leadership, and Public Service
- School of Health and Human Performance
- School of Nursing
- Continuing Education & Workforce Development
- Criminal Justice
- Engineering Technology
- Military Science
- Social Work
- Technology and Occupational Sciences
- Seaborg Center



## APPENDIX B: MAJORS REPRESENTED IN EACH DEGREE TYPE

[\[Non-Baccalaureate Degrees\]](#) [\[Bachelor's Degrees\]](#) [\[Graduate Degrees\]](#)

### Non-Baccalaureate Degrees

#### Associate Degree

- Applied Child Development (Suspended)
- Art and Design Major - Associate of Applied Arts
- Automotive Service Technology - Associate of Technology
- Aviation Maintenance Technology - Associate of Applied Science
- Building Technology - Associate of Applied Science
- Climate Control Technology - Associate of Applied Science
- Clinical Laboratory Technology - Associate of Applied Science
- Computer Numerical Control Technology - Associate of Applied Science
- Criminal Justice - Associate of Science
- Electrical Technology - Associate of Applied Science
- Engineering Design - Associate of Applied Science
- Food Service Management - Associate of Technology
- General Business - Associate of Business
- General University Studies - Associate of Applied Science
- Health Information Processing - Associate of Business
- Industrial Maintenance Technology - Associate of Applied Science
- Information Systems - Associate of Business
- Law Enforcement - Associate of Applied Science
- Liberal Arts and Sciences - Associate of Arts
- Office Information Assistant - Associate of Business
- Radiography - Associate of Applied Science

- Respiratory Therapy - Associate of Applied Science (Suspended)
- Surgical Technology - Associate of Applied Science

#### Diplomas

- Advanced Law Enforcement Diploma
- Collision Repair Technology Diploma (suspended)
- Cosmetology Instructor Diploma
- Electrical Line Technician Diploma
- Local Corrections Diploma

#### Certifications

- Certification in American Indian Education
- French Certification
- German Certification
- Labor Leadership Certification
- Portuguese Certification
- Spanish Certification

#### Certificates

- Automotive Service Certificate
- Aviation Maintenance Technology Certificate
- Clinical Assistant Certificate
- Computer Numerical Control Technician Certificate
- Cosmetology Certificate
- Geographic Information Systems Certificate
- Heating, Ventilation, Air Conditioning and Refrigeration (HVACR) Certificate
- Industrial Maintenance Certificate
- Office Services Certificate
- Plastic Injection Technology Certificate (Suspended)
- Practical Nursing Certificate
- Special Studies Certificate
- Welding Certificate
- Wildland Firefighting Certificate

## Bachelor Degrees

- Accounting Major
- Accounting/Corporate Finance Major
- Accounting/Financial Planning Major (Suspended)
- Accounting/Information Systems Major
- Art and Design - B.F.A. Requirements: Ceramics
- Art and Design - B.F.A. Requirements: Computer Art
- Art and Design - B.F.A. Requirements: Digital Cinema
- Art and Design - B.F.A. Requirements: Drawing and Painting
- Art and Design - B.F.A. Requirements: Furniture Design
- Art and Design - B.F.A. Requirements: Graphic Communication
- Art and Design - B.F.A. Requirements: Human Centered Design
- Art and Design - B.F.A. Requirements: Illustration
- Art and Design - B.F.A. Requirements: Jewelry, Metalsmithing and Blacksmithing
- Art and Design - B.F.A. Requirements: Photography
- Art and Design - B.F.A. Requirements: Printmaking
- Art and Design - B.F.A. Requirements: Sculpture
- Art and Design - B.F.A. Requirements: Woodworking
- Art and Design Education Major
- Art and Design Major - Bachelor of Arts or Bachelor of Science
- Art and Design Major - Bachelor of Fine Arts
- Art History Major - Bachelor of Arts or Bachelor of Science
- Athletic Training Major
- Biochemistry Major
- Biology - General Major
- Biology Major - Ecology Emphasis
- Biology Major - Microbiology Emphasis
- Biology Major - Physiology Emphasis
- Botany Major (Suspended)
- Chemistry Major (ACS Certified)
- Clinical Health Science Major
- Clinical Laboratory Science Major
- CLS Concentration: Anatomic Pathology
- CLS Concentration: Clinical Systems Analyst
- CLS Concentration: Diagnostic Genetics
- CLS Concentration: Laboratory Medicine
- CLS Concentration: Microbiology
- CLS Concentration: Science Technologist
- Communication Studies Major
- Community Health Education Major
- Computer Science Major
- Construction Management
- Criminal Justice Major
- Early Childhood Major (Suspended)
- Earth Science Major
- Economics Major
- Electronics Engineering Technology Major
- Elementary Education - Two Minors
- Elementary Education Integrated Science Major
- Elementary Education Language Arts Major
- Elementary Education Mathematics Major
- Elementary Education Social Studies Major
- Elementary Education Special Education Major
- English Graduate Bound Major
- English Major
- English Writing Major
- Entertainment and Sports Promotion (Suspended)
- Entrepreneurship Major
- Environmental Science Major
- Environmental Studies and Sustainability Major
- Finance and Risk Management Major
- Fisheries and Wildlife Management
- Forensic Biochemistry Major
- French Major
- Geomatics Major
- German Studies Major
- History Major
- Hospitality Management
- Individually Created Programs (ICP)/Individualized Studies
- Industrial Technologies Major
- Information Assurance/Cyber Defense Major
- Information Systems Major
- Integrated Science Major with Biology Minor (Option I)
- Integrated Science Major with Chemistry Minor (Option II)
- Integrated Science Major with Earth Science Minor (Option III)
- Integrated Science Major with Physics Minor (Option IV)
- International Studies Major
- Liberal Arts and Sciences Major - Option 1
- Liberal Arts and Sciences Major - Option 2
- Loss Prevention Management Major
- Management Major
- Management of Health and Fitness Major
- Marketing Major

- Mathematics Major
- Mechanical Engineering Technology Major
- Media Production and New Technology Major
- Mobile and Web App Development
- Multimedia Journalism Major
- Music Major
- Neuroscience Major
- Nursing Major
- Outdoor Recreation Leadership and Management Major
- Paralegal Major
- Philosophy Major
- Physical Education - Coaching Major
- Physics Major
- Planning Major (Suspended)
- Political Science Major
- Psychology Major, General
- Psychology/Behavior Analysis Major
- Psychology/Graduate School Preparation Major
- Public Administration Major
- Public Relations Major
- RN to Baccalaureate Nursing Major
- Secondary Education Biology Major
- Secondary Education Chemistry Major
- Secondary Education Earth Science Major
- Secondary Education English Major
- Secondary Education French Major
- Secondary Education Geography Major
- Secondary Education History Major
- Secondary Education Industrial Technology Major
- Secondary Education Integrated Science Major
- Secondary Education Mathematics Major
- Secondary Education Music Major
- Secondary Education Physical Education Major
- Secondary Education Physics Major
- Secondary Education Political Science Major
- Secondary Education Social Studies Major
- Secondary Education Spanish Major
- Secondary Education Special Education Major
- Ski Area Business Management Major
- Social Work Major
- Sociology in Liberal Arts Major
- Sociology Major
- Spanish Major
- Speech, Language and Hearing Sciences Major
- Sports Science Major
- Technical Communications Major (Suspended)
- Theatre and Entertainment Arts Major
- Zoology Major

## **Graduate Degrees**

- Doctor of Nursing Practices
- Education Specialist Programs
- Master of Fine Arts Programs
- Master of Arts Programs
- Master of Arts in Education Programs
- Master of Individualized Studies Programs
- Master of Public Administration Programs
- Master of Business Administration Programs
- Master of Science Programs
- Graduate Certificate Programs
- Certification Programs
- Endorsement Programs
- Master of Science in Nursing Programs
- Post-Masters Certificates